

ACCUMULATOR TANK

FEATURES

- Internal Bladder
- Smoother and More Even Flow
- Quieter Water System
- Better Temperature Control
- Longer Pump Life
- Lower Battery Drain
- Simply Fitted to New or Existing Systems
- Compact Size
- Snap-in Port Fittings include both 2½" Barbed Hose Fittings and 2½"-14 Threaded Hose Fittings

SPECIFICATIONS

Tank:	Hygienic, Light, Compact, Impact and Pressure Resistant Plastic Construction
Capacity:	1 liter (33 fl oz)
Max. Operating Pressure:	Up to 125 psi (8.6 bar)
Pre-Charge Pressure:	10 psi (0.7 bar)
Air Valve:	Standard Tire Valve
Weight:	1.6 lb (0.7 kg)
Dimensions:	13¼" (337 mm) x 4¾" (119 mm)

IMPROVES MOST AUTOMATIC WATER PRESSURE SYSTEMS

This Accumulator Tank is intended for installation in any pumped water system controlled by a pressure switch. For example, most pressure pumps as found in boats, RV's, motor caravans, coaches and similar applications.

The Accumulator Tank smooths water flow and reduces on/off cycling of the pump by lessening the variation in pressure and flow between the pump and the outlets in the system.

The even flow of water gives better control of hot water temperature especially noticeable with instantaneous gas water heaters and with showers.

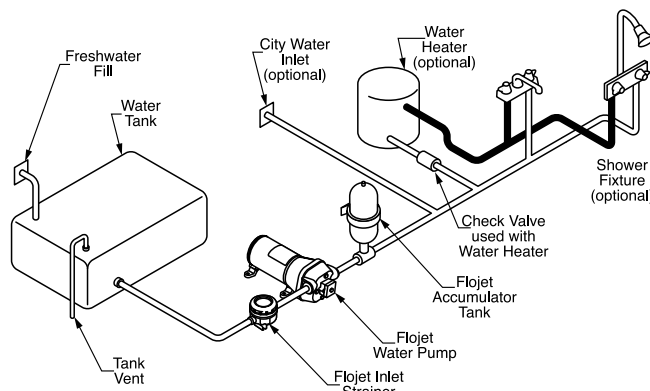
Reduces on/off cycling, reduces noise from the pump motor, and from shock pressures (water hammer). It also reduces battery drain from current spikes.

PRECHARGE PRESSURE ADJUSTMENT

The 30573-0001A tank is precharged at 10 psi (0.7 bar). If your pump cut-in pressure is significantly different,



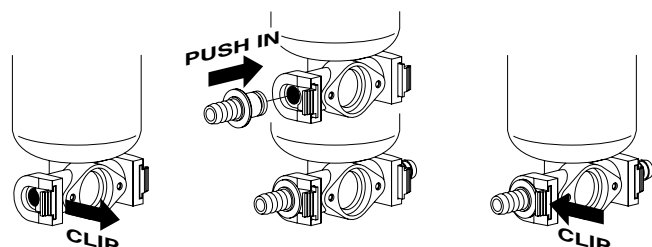
TYPICAL RV INSTALLATION



you may custom tune the tank to best fit your particular installation. To increase air pressure in tank, shut pump off, open a faucet to relieve system pressure and adjust precharge pressure using ordinary tire gauge and tire pump at valve in end of tank. Pressure should be checked from time to time. To check tank pressure: turn off power to water pump, open a faucet to relieve pressure. Check tank pressure, adjust if necessary. Close faucet and turn on power to pump. For best results, do not pressurize tank above 20 psi (1.4 bar).

SAFETY RELIEF VALVE RECOMMENDED

It is recommended that a relief valve with a setting of no more than 125 psi be installed. Often a relief valve is already installed at the water heater. Check its setting. This will protect the system in case the pressure switch fails.



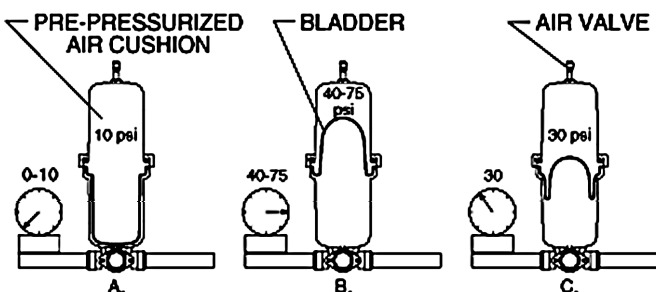
REPLACEMENT PARTS

20381-000 1/2"-14 threads
20381-002 1/2" hose barb
20408-000 slide clips

all parts 2 per bag



HOW THE PRESSURE ACCUMULATOR

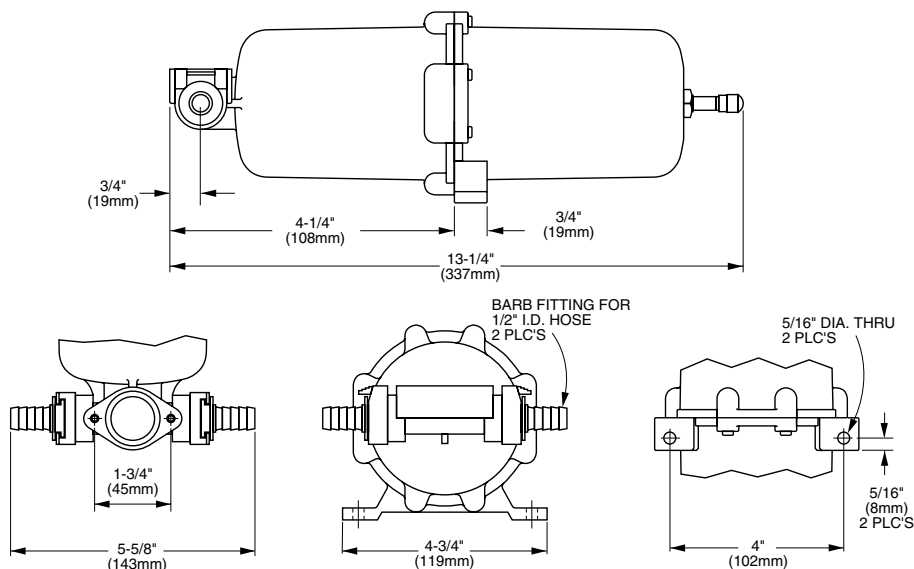


WORKS

- Factory installed precharged air cushion.
- When pump starts, water enters the reservoir. At maximum pressure, system is filled. Pump shuts off.
- When water is demanded, pressure in the air chamber forces water into the system. Pump stays off until minimum pressure is reached. Then pump starts and runs up to cut-out pressure.

CAUTION Do not overpressure tank. Pressures over 125 psi (8.6 bar) may rupture tank and cause personal injury.

DIMENSIONAL DRAWING



WARRANTY

FLOJET warrants this product to be free of defects in material and/or workmanship for a period of one year after purchase by the customer from FLOJET. During this one year warranty period, FLOJET will at its option, at no charge to the customer, repair or replace this product if found defective, with a new or reconditioned product, but not to include costs of removal or installation. No product will be accepted for return without a return material authorization number. All return goods must be shipped with transportation charges prepaid. This is only a summary of our Limited Warranty. For a copy of our complete warranty, please request Form No. 100-101.

RETURN PROCEDURE

Prior to returning any product to FLOJET, call customer service for an authorization number. This number must be written on the outside of the shipping package. Place a note inside the package with an explanation regarding the reason for return as well as the authorization number. Include your name, address and phone number.

www.xylemflowcontrol.com

U.S.A.
Flojet
666 E Dyer Rd.
Santa Ana, CA 92705
Tel: 949.608.3900
Fax: 949.608.3887

UNITED KINGDOM
Flojet
Bingley Road, Hoddesdon
Hertfordshire N11 OBU
Tel: +44 (0) 192 450145
Fax: +44 (0) 192 467132

FLOJET
a xylem brand